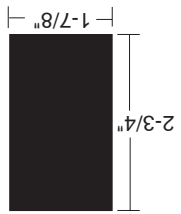


STEP 1. Use Model SM-1000 outlet box for surface installations. For flush mount installations, cut hole in wall to dimensions below.



STEP 2. Install connector on antenna downlead cable and attach to jack on back of tap marked input. See connector instructions.

STEP 3. Install connector on cable going to other outlet location and attach to cable to output jack.

are standard F-type.

FM set from a single downlead. All connections built-in splitter for operating an additional TV/Vinegard Model LS-2854 is a TV/FM outlet with

DESCRIPTION

INSTRUCTIONS



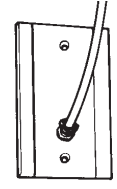
**VHF-UHF TV-FM
OUTLET WITH 2-WAY
SPLITTER**

**Model
LS-2854
(75 ohm)**

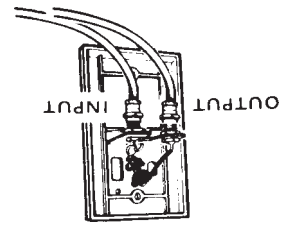
Made in U.S.A.

**Winegard Company
3000 Kirkwood St., Burlington, IA. 52601**

STEP 5. Attach connector to coaxial cable running to TV set as shown.



STEP 4. Fasten wall plate to wall or SM-1000 with screws provided.



STEP 2. Install connector on antenna downlead cable and attach to jack on back of tap marked input. See connector instructions.

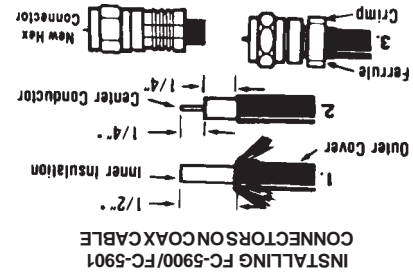
STEP 3. Install connector on cable going to other outlet location and attach to cable to output jack.

STEP 1: Strip outer cover back 1/2" from end of cable. Fray braid back as far as outer cover will allow.

STEP 2: Trim braid close to outer cover and remove 1/4" of inner insulation being careful not to nick center conductor. Make sure no foil or braid can touch center conductor.

STEP 3: Slide connector tip between braid and inner insulation (braid and foil, on foil shield cable) and push connector on cable as far as it will go. Crimp built-in ferrule with proper crimping tool. Hex connector requires hex crimping tool. Do Not crush cable out-of-round.

* If installing in very hot weather, increase these dimensions 1/8".



CONSUMER 90 DAY WARRANTY

The Winegard Company warrants this Winegard product against any defects in materials or workmanship within 90 (ninety) days from date of purchase. No warranty claim will be honored unless at the time the claim is made, you present proof of purchase to an authorized Winegard dealer (if unknown, please contact Winegard Company, 3000 Kirkwood Street, Burlington, IA 52601-2000, Telephone 800-288-8094).

Winegard Company (at its option) will either repair or replace the defective product at no charge to you. This warranty covers parts, but does not cover any costs incurred in removal, shipping or reinstallation of the product. The warranty does not extend to products which have been subjected to misuse, improper installation, or to damage caused by wind, lightning, ice or other occurrences over which the manufacturer has no control.

The 90 Day Warranty is provided on the condition that the equipment is properly delivered with all handling and freight charges prepaid to your Winegard dealer for return to our factory for repair or replacement. Winegard dealers will arrange for the replacement or repair and return to you without charge the product which failed due to defective material or workmanship.

WINEGARD COMPANY WILL NOT ASSUME ANY LIABILITIES FOR ANY OTHER WARRANTIES, EXPRESS OR IMPLIED, MADE BY ANY OTHER PERSON.

ALL OTHER WARRANTIES WHETHER EXPRESS, IMPLIED OR STATUTORY INCLUDING WARRANTIES OF FITNESS FOR A PARTICULAR PURPOSE AND MERCHANTABILITY ARE LIMITED TO THE 90-DAY PERIOD OF THIS WARRANTY.

The foregoing shall be the sole and exclusive remedy of any person, whether in contract, tort or otherwise, and Winegard shall not be liable for incidental or consequential damage or commercial loss, or from any other loss or damage except as set forth above.

Some states do not allow limitations on how long an implied warranty lasts, or the exclusion of limitation of incidental or consequential damages, so the above limitations or exclusions may not apply to you.

This warranty gives you specific legal rights and you may also have other rights which vary from state to state.

SENSAR ANTENNA 3 - 6 - 7 - 26

VCR

TV SET 1

TV SET 2

VIDEO CONTROL CENTER

TO RECORDER

TO SET 2

TO SET 1

CABLE IN

VCR IN

ANTENNA IN

REMOTE EYE

REMOTE EYE

RECEIVER

RF OUT

SPLITTER
PD-1032

**TYPICAL CONFIGURATION FOR OPERATION OF TWO (2) REMOTE EYES
IN CONJUNCTION WITH A WINEGARD MODEL VS-1101 VIDEO CONTROL CENTER.**

PD-1032
LINE SPLITTER

PD-1032
LINE SPLITTER

VARIABLE ATTENUATOR
TA-8700

PD-1032
LINE SPLITTER

PD-1032
LINE SPLITTER

VARIABLE ATTENUATOR
TA-8700

PD-1032
LINE SPLITTER

PD-1032
LINE SPLITTER

VARIABLE ATTENUATOR
TA-8700

PD-1032
LINE SPLITTER

PD-1032
LINE SPLITTER

VARIABLE ATTENUATOR
TA-8700

PD-1032
LINE SPLITTER

PD-1032
LINE SPLITTER

VARIABLE ATTENUATOR
TA-8700

PD-1032
LINE SPLITTER

ANTENNAS
TL-1800 VHF
TL-1493 UHF

PD-1032
LINE SPLITTER

VARIABLE ATTENUATOR
TA-8700

POWER SUPPLY
PS-2493

LINE AMPLIFIERS
TA-2150, TA-2155

TELEMETRY
RECEIVER

PD-1032
LINE SPLITTER

AMPLIFIERS
TA-2150, TA-2155

USE HIGH QUALITY
CABLE AND CONNECTORS
THAT MEET ALL EXISTING
ENVIRONMENTAL SPECIFICATIONS